

# GUY BRITTON

MIX ENGINEER + PRODUCER

WWW.GUYBRITTON.COM

Thanks for purchasing the Ultimate Pop Vocals pack. Below is all the information you need to install the vocal chains in Ableton Live 11.

This pack contains the following:

- 10 custom designed vocal processing chains for Audio Tracks in Ableton. This includes bespoke **EQ**, **compression**, **saturation**, **de-essing** and more.
- 15 custom designed effects busses including tailor-made **reverbs**, **delays**, **doublers** and other special effects.
- 5 delay custom designed delay throws / audio effects for Audio Tracks in Ableton. This includes unique **delay** and **reverb** processing to add extra ear-candy to key moments in a vocal track.

These vocal chains contain presets, and like all presets, they should be treated as a starting point to inspire a great vocal sound. Every vocal is different and depends completely on the performance, the microphone, the preamp used, the room it was recorded in - there are countless factors that make up a vocal sound! I've built these chains based on scenarios that I've come across over years of mixing pop music. I encourage you to tweak the presets to taste and make them work for you.

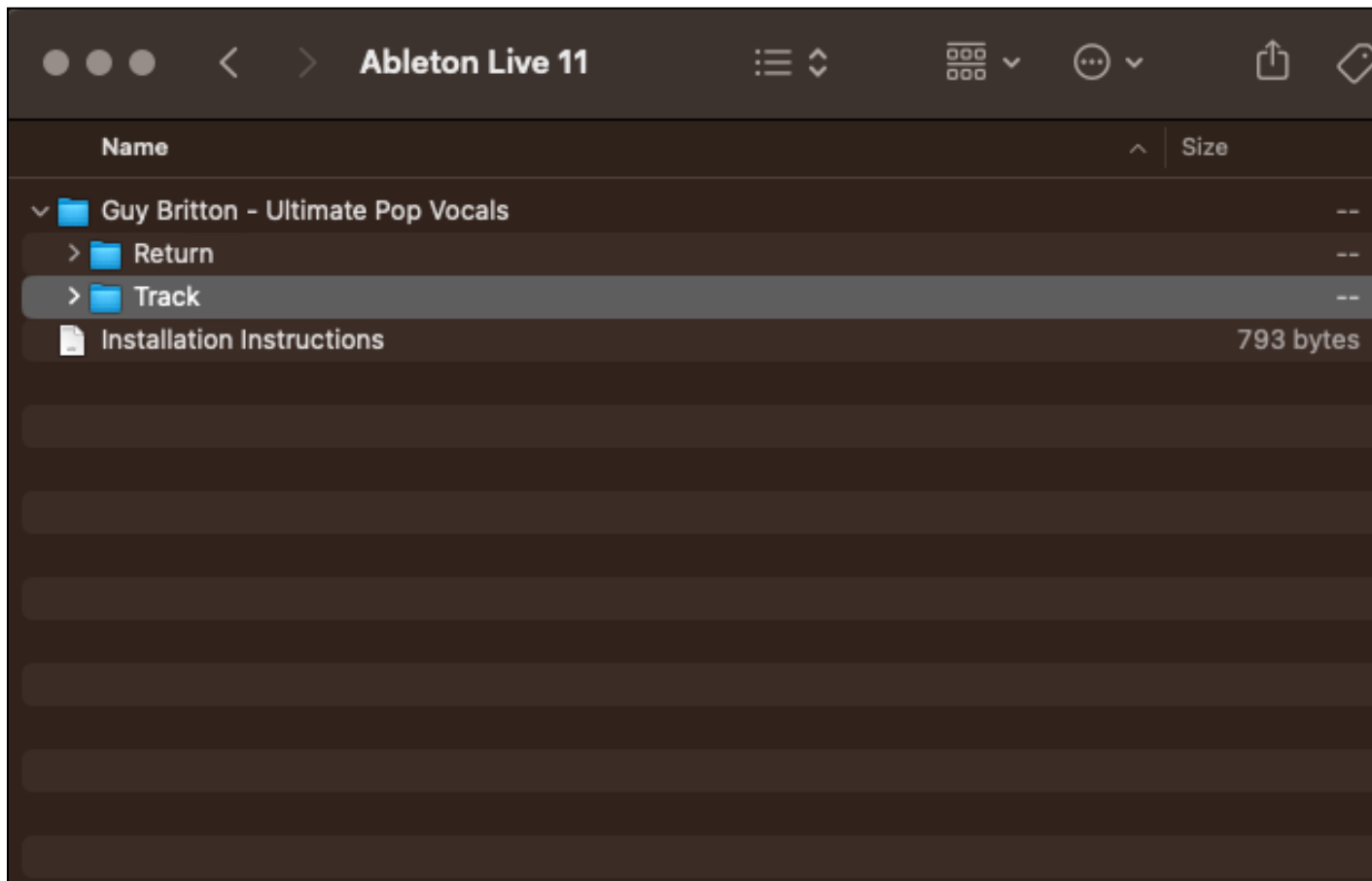
The chains were built using Ableton Live 11 (11.2.10). Please make sure you are running at least 11.2.10 to ensure you have no problems using these chains.

If you have any questions or issues, feel free to email me at [guy@guybritton.com](mailto:guy@guybritton.com)

## INSTALLATION INSTRUCTIONS

### STEP 1 OF 4

Extract the ZIP file “Guy Britton - Ultimate Pop Vocals”. This file contains two folders titled “*Track*” & “*Return*”

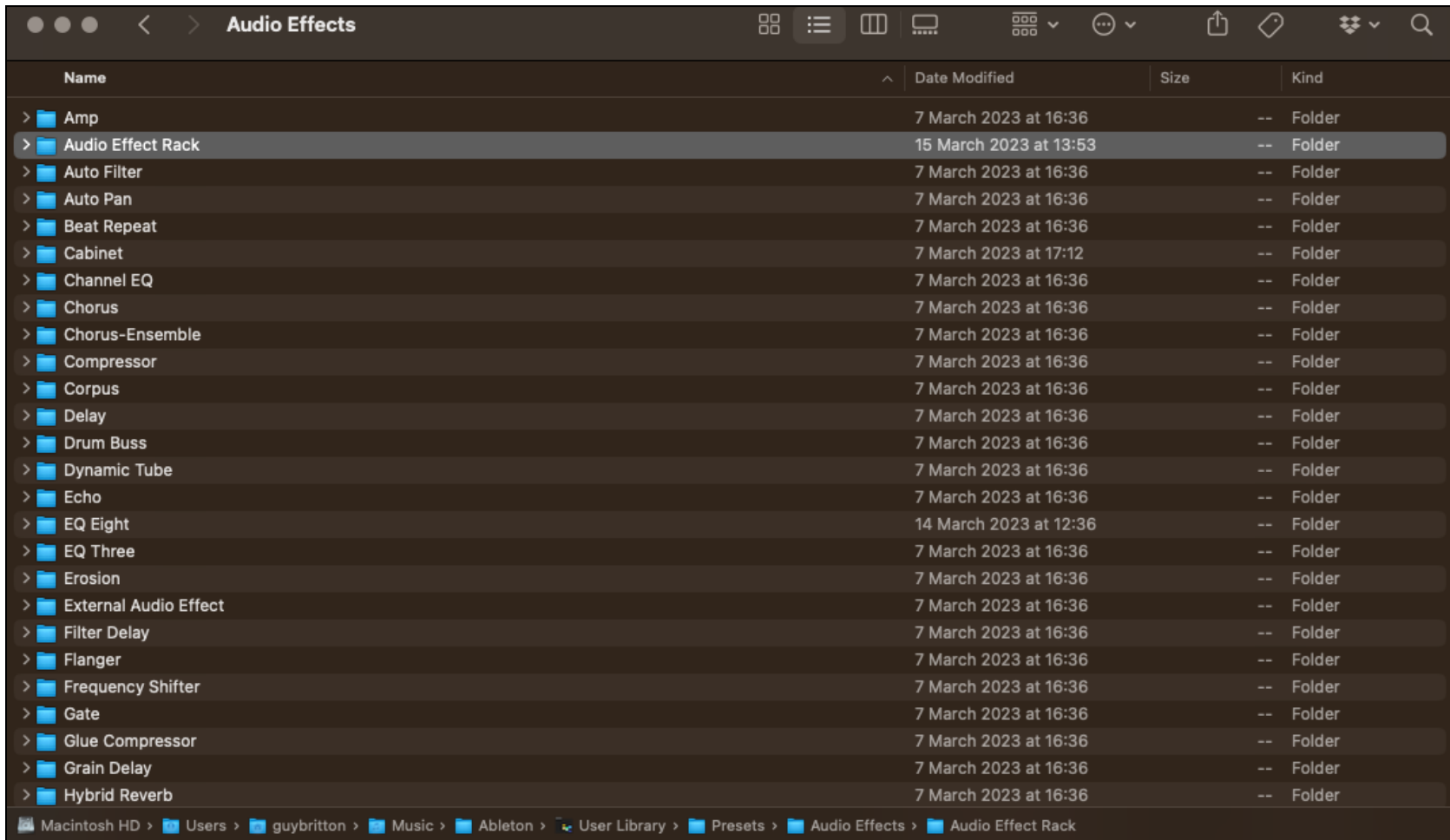


## STEP 2 OF 4

Locate the **Audio Effect Rack** folder within Ableton's **User Library** folder.

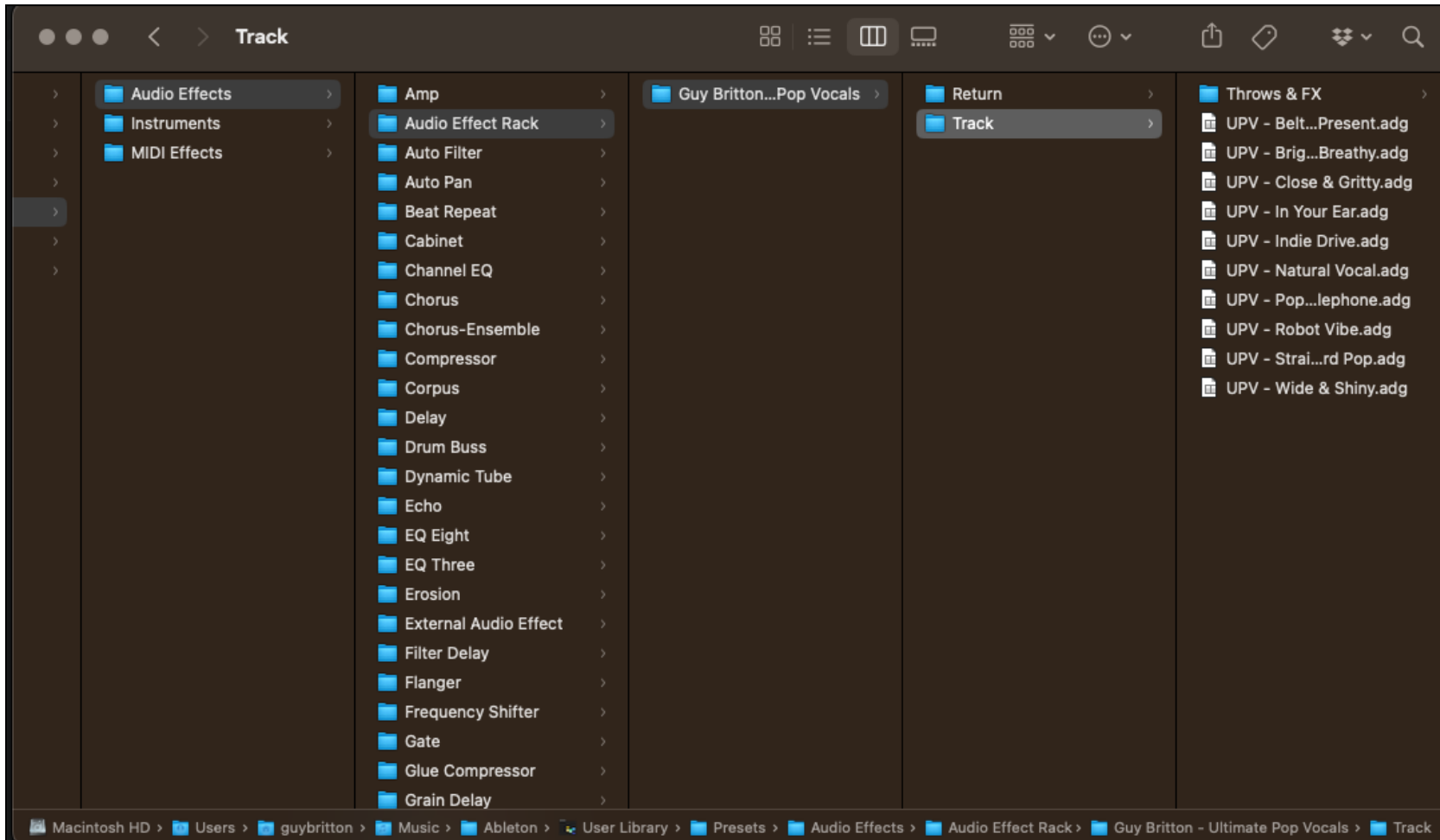
On Mac OS this is located under *Macintosh HD/Users/[username]/Music/Ableton/User Library/Presets/Audio Effects/Audio Effect Rack*

On Windows this is located under *Windows: \Users\[username]\Documents\Ableton\User Library\Presets\Audio Effects\Audio Effect Rack*



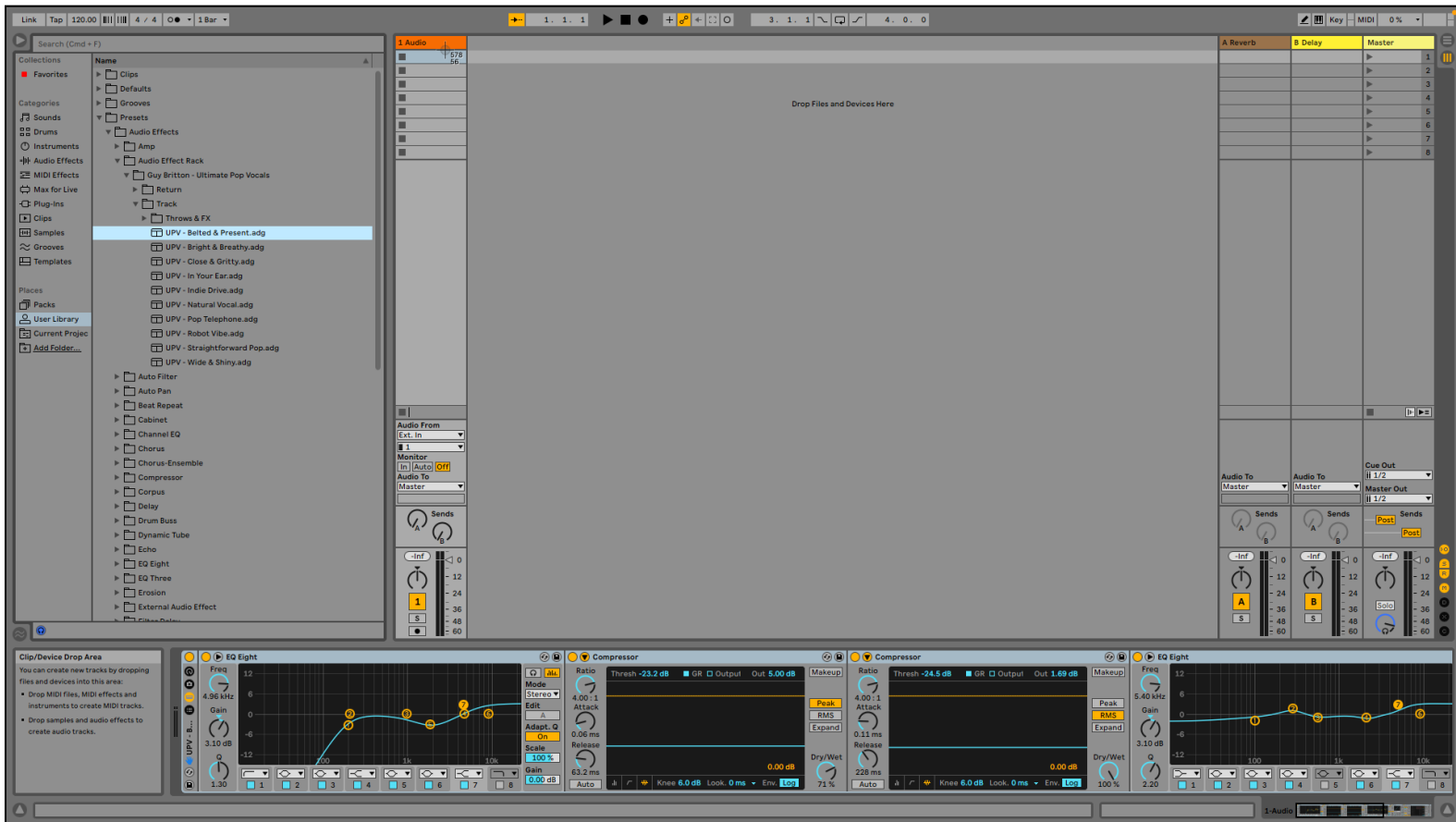
### STEP 3 OF 4

Press copy on the “Guy Britton - Ultimate Pop Vocals” folder that you have downloaded and paste it into the “Audio Effect Rack” folder.

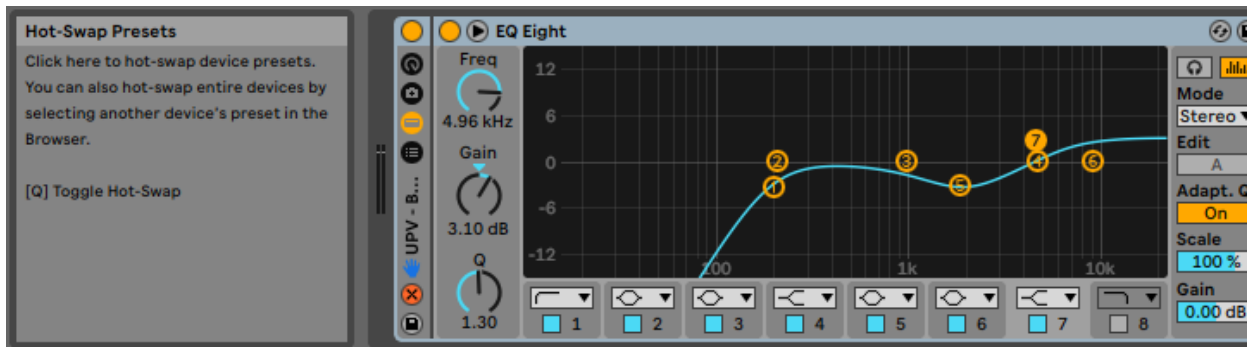


## STEP 4 OF 4

The vocal chains should now be installed and ready to go. To access the Audio Track Chains & Throws, make sure you have selected an Audio Track in Ableton, click “User Library” in the left-hand pane and navigate to *Presets > Audio Effects > Audio Effect Rack > Guy Britton - Ultimate Pop Vocals > Track* and double-click any of the .adg files to load them onto an audio track.

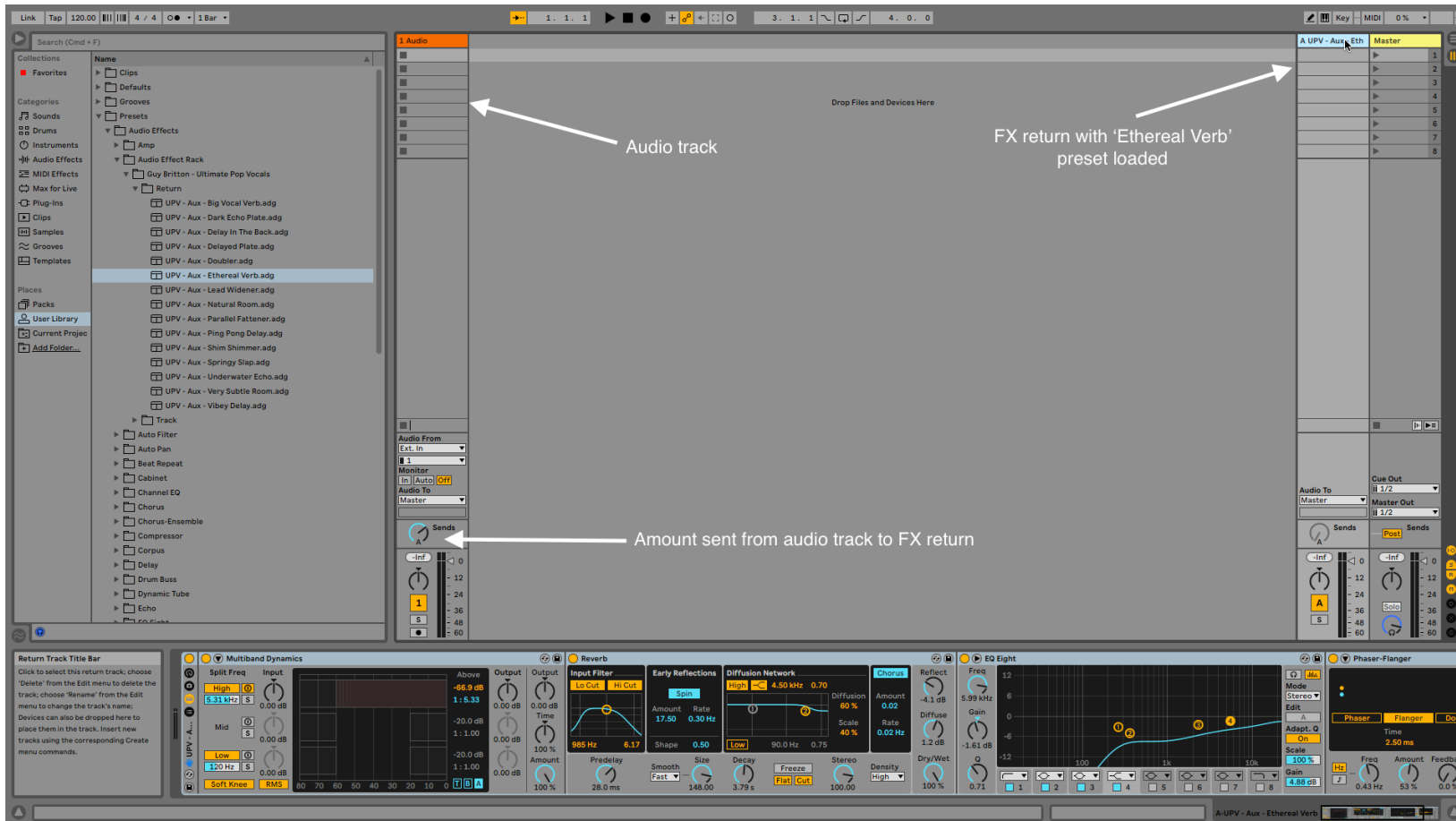


To cycle through the different presets, ensure that you have enabled the Hot-Swap function on the effect rack group (or press Q on the keyboard).



The 'Return' presets are a selection of reverbs, delays, parallel processors and more which are designed to be used as separate effects returns (although they can be used directly on an Audio Track if you wish). In order to set them up on a Return track, create a new Return Track and navigate to the 'Return' folder in the left-hand pane and load any of the presets onto this Return track.

Then select the Audio Track that you wish to send to this particular FX Return and increase the amount on the send. This will then send the audio track to the desired FX Return.



The vocal chains should now be up and running! If you have any issues or queries related to this pack, please contact me at [guy@guybritton.com](mailto:guy@guybritton.com) and I'll be happy to help you resolve any problems.

### **PACK CONTENTS:**

#### **TRACK:**

1. Belted + Present.adg
2. Bright + Breathless.adg
3. Close + Gritty.adg
4. In Your Ear.adg
5. Indie Drive.adg
6. Natural Vocal.adg
7. Pop Telephone.adg
8. Robot Vibe.adg
9. Straightforward Pop.adg
10. Wide + Shiny.adg

#### **THROWS + FX:**

1. A Trippy Moment.adg
2. Basic Delay Throw.adg
3. Big Bright Throw.adg
4. Dark Verb Throw.adg
5. Pitched Down Delay.adg

#### **BUS:**

1. Big Vocal Verb.adg
2. Dark Echo Plate.adg
3. Delay In The Back.adg
4. Delayed Plate.adg
5. Doubler.adg
6. Ethereal Verb.adg
7. Lead Widener.adg
8. Natural Room.adg
9. Parallel Fattener.adg
10. Ping Pong Delay.adg
11. Shim Shimmer.adg
12. Springy Slap.adg
13. Underwater Echo.adg
14. Very Subtle Room.adg
15. Vibey Delay.adg